



## **LESSON PLAN**

**THE POINT: GOD'S PLAN IN THE PROBLEM**

**BIBLE STORY: MOSES IN THE REEDS**

**AGE: PREP - GRADE 2**

### **LEARNING OUTCOMES**

- Children will learn God is with us even when we feel lost or alone
- Students will understand that God has a plan for their lives even in the midst of our problems

### **AVAILABLE MATERIALS**

- Link Show Jr video
- Craft / activity
- Bible Colouring Booklet
- Discussion questions

### **MEMORY VERSE**

Matthew 28:20b -I will be with you always, even until the end of the world.

### **BIBLE CONTEXT**

In the book of Exodus, the Israelites were slaves in Egypt, and the Pharaoh had ordered all Hebrew baby boys to be thrown into the Nile River. Moses' mother hid him in a basket in the reeds along the riverbank, trusting that God would protect him. The Pharaoh's daughter found the basket and took Moses in as her own, leading to his eventual role in leading the Israelites out of slavery.



## **LESSON PLAN**

**THE POINT: GOD'S PLAN IN THE PROBLEM**

**BIBLE STORY: MOSES IN THE REEDS**

**AGE: PREP - GRADE 2**

### **DISCUSSION QUESTIONS**

1. What do you think it was like for Moses' mother to put him in a basket and leave him in the reeds? But God used her courage and turned it out for good because He had a purpose for Moses. Have you ever had to be brave in a difficult situation?
2. Pharaoh's daughter decided to take care of Moses. How do you think God was involved in this situation? How can we trust God when we face difficult situations?
3. What are some ways we can prioritize our relationship with God in our daily lives? How can we show courage and trust in God when we face difficult situations?

### **PERSONAL LIFE APPLICATION**

As Christians, we can trust that God has a plan for our lives, just as He had a plan for Moses. Even when we face difficult situations, we can trust that God is with us and will guide and protect us. Let's take some time to pray and ask God to help us trust Him more and to have faith that He has a plan for our lives.

### **PRAY**

Go around the class asking your kids if there is anything they would like prayer for. Ask if anyone would like to pray for each other, and give them the opportunity to. If not, then pray for the needs as the teacher / facilitator. Take note of any prayer requests to be passed onto your student support network.

### **LESSON WRAP-UP**

Take photos of any art created by your children that they would like to share with The Link Show. Images can be submitted to [thelinkshow@lmnetwork.com.au](mailto:thelinkshow@lmnetwork.com.au)



## **LESSON PLAN**

**THE POINT: GOD'S PLAN IN THE PROBLEM**

**BIBLE STORY: MOSES IN THE REEDS**

**AGE: PREP - GRADE 2**

### Craft Instructions

**Materials:**


- Picture Frame Printable
- Colouring materials
- Photo of student

**Steps:**


- Students colour their picture frame
- Add a picture of the student (Alternatively, the child can draw themselves on the frame)



JESUS





LOVES ME



J E S U S



L O V E S M E



J E S U S



L O V E S M E

